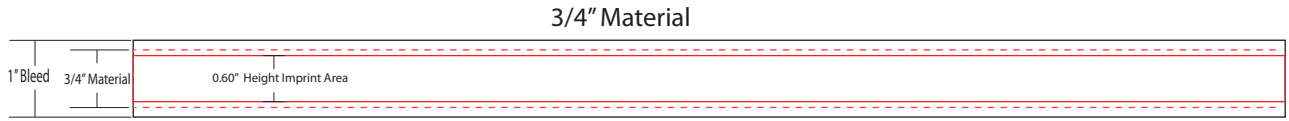


# LS-1010

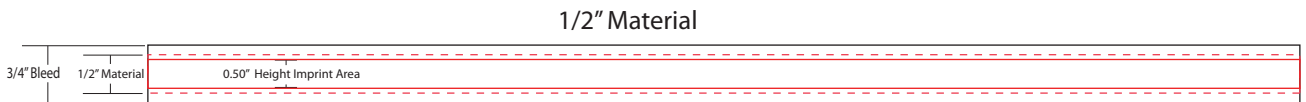
\* ITEM DIAGRAM IS APPROXIMATELY AT 40% OF ACTUAL SIZE \*



Actual Imprint Size




4C Process  
27.00" W x 0.60" H  
Available Imprint Area  
Shoe lace (either side of shoe lace)



Actual Imprint Size



4C Process  
27.00" W x 0.50" H  
Available Imprint Area  
Shoe lace (either side of shoe lace)



Actual Imprint Size



4C Process  
27.00" W x 0.25" H  
Available Imprint Area  
Shoe lace (either side of shoe lace)

Front



Back

