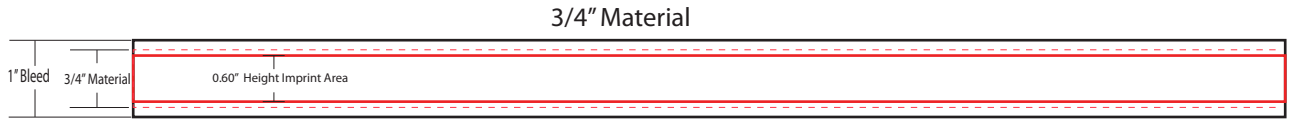


LS-1013

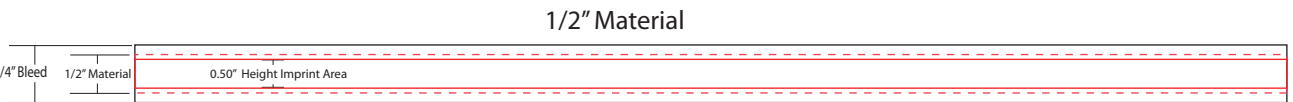
* ITEM DIAGRAM IS APPROXIMATELY AT 40% OF ACTUAL SIZE *



Actual Imprint Size



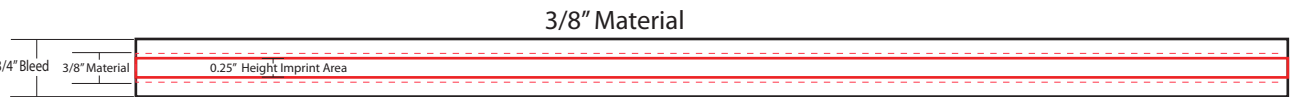
4C Process
45.00" W x 0.60" H
Available Imprint Area
Shoe lace (either side of shoe lace)



Actual Imprint Size



4C Process
45.00" W x 0.50" H
Available Imprint Area
Shoe lace (either side of shoe lace)



Actual Imprint Size



4C Process
45.00" W x 0.25" H
Available Imprint Area
Shoe lace (either side of shoe lace)

Front



Back

